

Spell the Word

Background

This is a game that students can play to practice forming words that feature the consonant digraphs “ch” and “sh.” For more on consonant digraphs, read the Iowa Reading Research Center blog post [“Effective Literacy Lesson: Teaching Consonant Digraphs”](#) by Deborah K. Reed.

Playing the Game

There is a picture in each square below. Underneath each picture is part of the word that names what is shown in the picture. There are some letters missing! That is why you see a blank space. The part of the word that is missing is the **consonant digraph**.

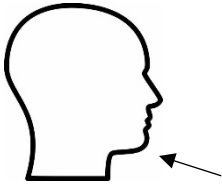
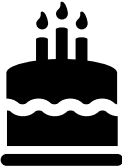








Directions

1. Decide if the word should be spelled with the *ch* digraph or the *sh* digraph.
2. Sometimes the digraph will be at the beginning of the word, such as in the word “**sh**ip.” The blank space will be before the other letters of the word if the digraph is at the beginning.
3. Sometimes the digraph will be at the end of the word, such as in the word “much**ch**.” The blank space will be after the other letters of the word if the digraph is at the end.
4. Write the digraph on the line to finish spelling the word.

Spell the Word Game

Name: _____

Date: _____

sh	ch	 __in
 wi__	 ca__	 __ed
 ri__	 __ot	 fi__
 __op	 __op	 __at