

Story Map

Graphic Organizer for Comprehension

The following is a graphic organizer featuring four elements of a narrative text:

- Main character(s)
- Setting
- Conflict
- Resolution

Students can be taught to fill out each box with information from a literary text they are reading. They will use their comprehension skills to find textual details related to the narrative elements and write them on the organizer. This will help them identify and visualize important elements when reading independently.




Additional Resource

For more on story mapping, read the Iowa Reading Research Center blog post [“Effective Literacy Lesson: Improving Comprehension Through Story Mapping”](#) by Leah Zimmerman, Ph.D.

Story Map

Name: _____

Date: _____

Main Character(s)	Setting
	<i>When?</i> 
	<i>Where?</i> 

Conflict	Resolution
<i>Internal:</i>	
<i>External:</i>	

→
→
→